

Presentation to the San Francisco Sentencing Commission

Beyond Realignment: Counties' Large Disparities in Imprisonment Underlie Ongoing Prison Crisis

Lizzie Buchen, Post-Graduate Fellow
Selena Teji, Communications Specialist
Center on Juvenile and Criminal Justice (CJCJ)

April 3, 2013

CENTER ON
JUVENILE &
CRIMINAL
JUSTICE

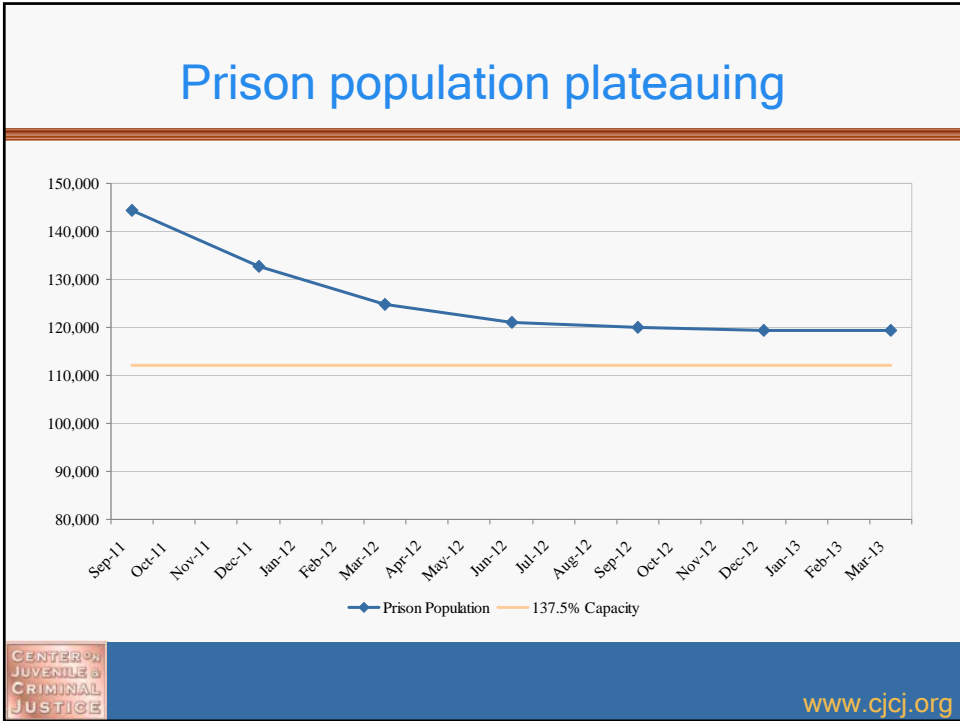
www.cjcj.org

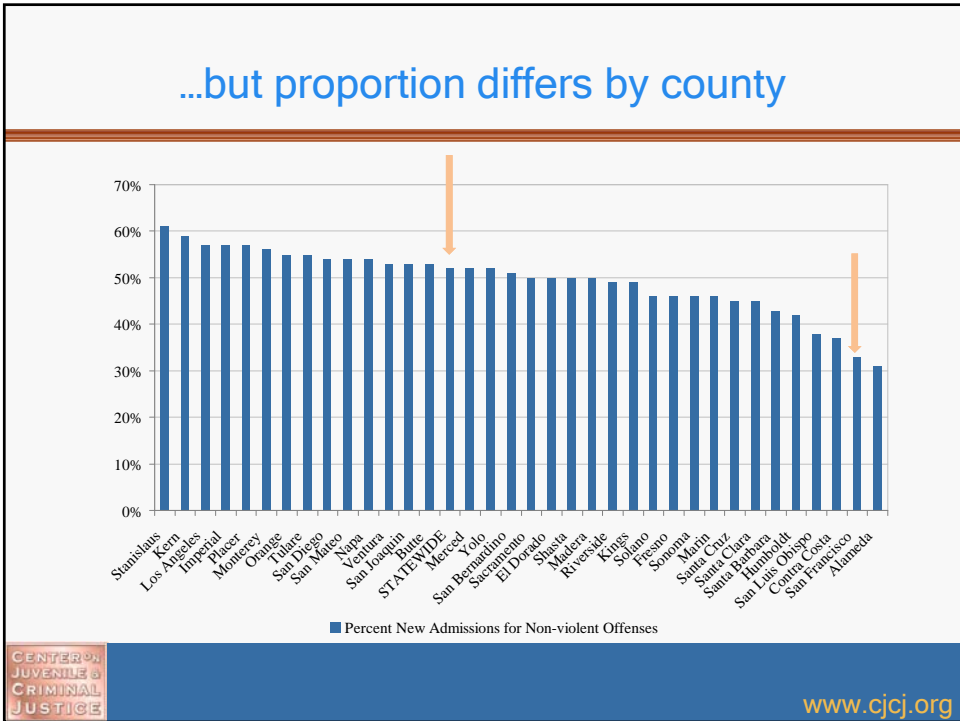
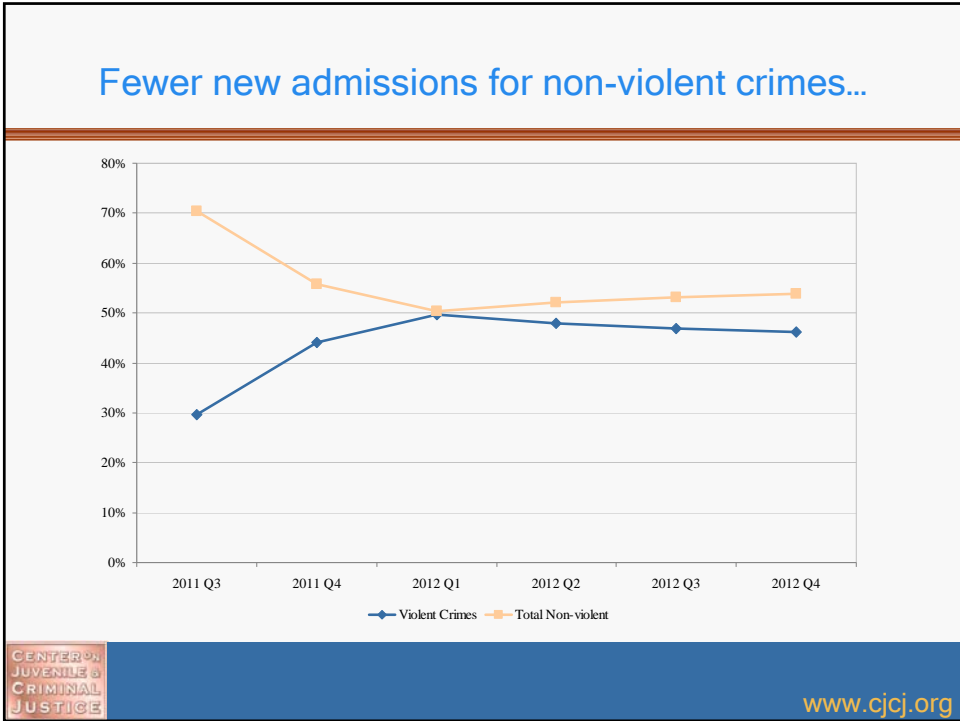
Data limitations and necessity

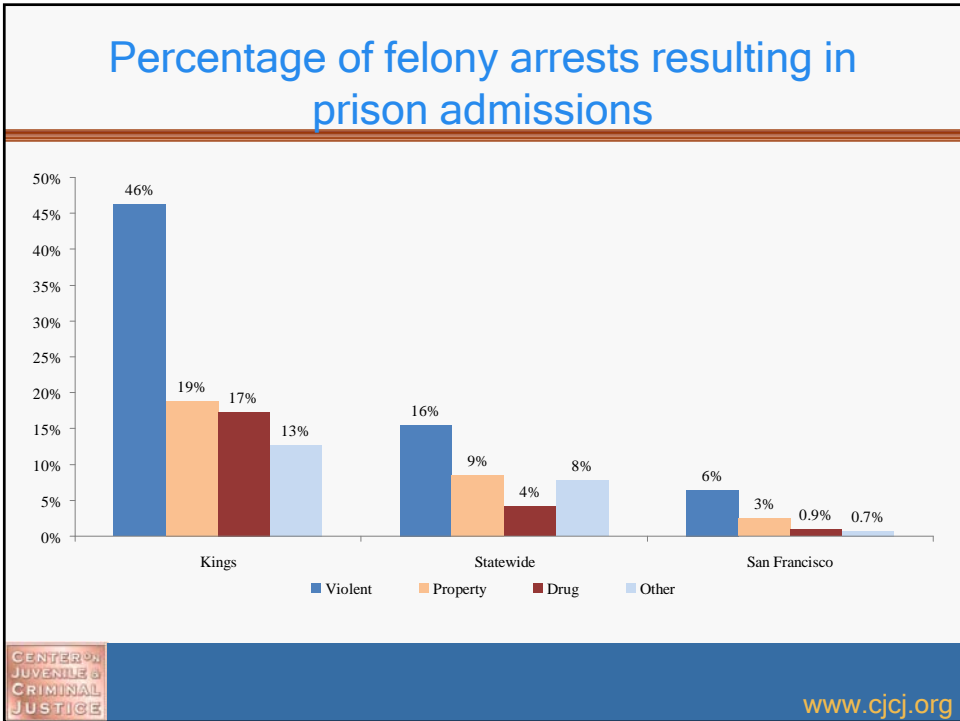
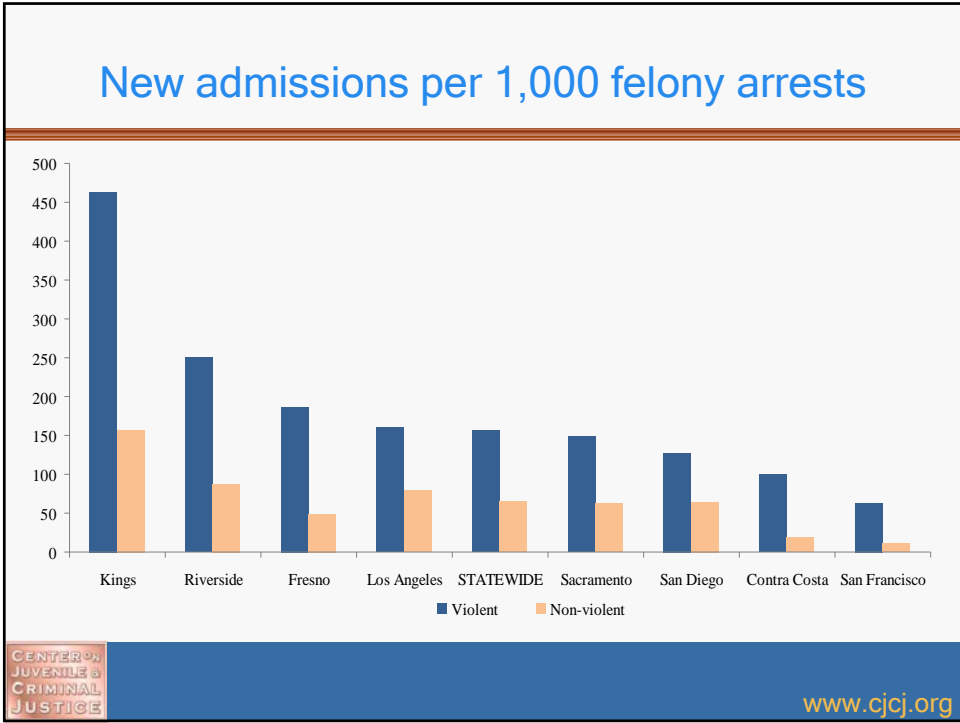
- Determining success...
- Lack of statewide leadership
- Statewide databases
(DOJ, CDCR, BSCC, CPOC)
- More accurate data available locally?

CENTER ON
JUVENILE &
CRIMINAL
JUSTICE

www.cjcj.org







15 most state-dependent counties

- 49% of adult felony arrests
- 60% of new prison admissions
- 62% of new prison admissions for non-violent offenses

15 most state-dependent counties

If admitted at the average rate statewide:

- \$190 million saved
- 3,700 fewer prisoners

If admitted at the rate of San Francisco:

- \$820 million saved
- 16,000 fewer prisoners

Recommendations

- Define success and measurable metrics
- Coordinate local agency data systems
- Increase accessibility and transparency
- Document everything!

For more information

Visit CJCJ's California Sentencing Institute: <http://casi.cjcj.org/>

Or contact:

Selena Teji
(415) 621-5661 ext. 123
steji@cjcj.org

Center on Juvenile & Criminal Justice (CJCJ)
40 Boardman Place
San Francisco, CA 94103
(415) 621-5661
cjcjmedia@cjcj.org

www.cjcj.org/blog
facebook.com/CJCJmedia
twitter.com/CJCJmedia